


LIP READING VOWELS

A E I O U

a e i o u

ar aw ee er oo

Lip Reading is best learnt in a class from a tutor who can point out the subtle differences in lip movements of similar sounds. Illustrated below are some lip positions formed when speaking vowels—the lower pitched sounds and the ones that may be heard.



Lip movements can be practised while looking in a mirror and observing them.




'a' as in 'cat'



'e' as in 'met'



'i' as in 'ink'




'o' as in 'top'



'u' as in 'put'



'A' as in 'may'



'E' as in 'bean'



'I' as in 'spice'



'O' as in 'home'



'U' as in 'you'



'ar' as in 'park'



'aw' as in 'talk'



'ee' as in 'seen'



'er' as in 'term'



'oo' as in 'groom'


But remember it is not easy to lip read certain people like...



A man with a beard.



Folks who finger the face.



Those with their backs to the light



Folks who are eating



Those who are side on



Neighbours behind foliage



Those on the move



SO TRY TO SIT FACE TO FACE ABOUT 6 FEET APART.